



**KING COUNTY**

1200 King County Courthouse  
516 Third Avenue  
Seattle, WA 98104

**Signature Report**

**October 6, 2008**

**Motion 12855**

**Proposed No.** 2008-0499.2

**Sponsors** Gossett

1                   A MOTION accepting the report formats for a King  
2                   County scorecard and an annual state of King County  
3                   report.

4  
5                   WHEREAS, government exists to serve its citizens, and

6                   WHEREAS, citizens have the right to understand how well their government  
7 operates and if their tax dollars are being spent efficiently and effectively, and

8                   WHEREAS, governments have the responsibility to provide that information in  
9 an easily understandable and accessible way, and

10                  WHEREAS, King County is a national leader in public performance reporting,  
11 winning awards for King County AIMs High: Annual Indicators and Measures and a  
12 Government Performance Reporting Trailblazer Grant from the National Center for Civic  
13 Innovation, and

14                  WHEREAS, King County has for twenty-six consecutive years received the  
15 Certificate of Achievement for Excellence in Financial Reporting for its Comprehensive  
16 Annual Financial Report and an award winning Comprehensive Annual Financial Report

17 is a prerequisite for applying to the Popular Annual Financial Reporting Awards  
18 Program, and

19 WHEREAS, Motion 12791 requested the county executive to transmit to the  
20 council by July 1, 2009, the report formats for the King County Scorecard and the State  
21 of King County Government. On August 14, 2008, the county executive sent a letter to  
22 the chair of the King County council requesting an extension to the transmittal date to  
23 September 15, 2008, in order to work with graphics staff, and

24 WHEREAS, it is the intent of King County to make county revenue, expenditure  
25 and performance information as open, transparent and publicly accessible as is feasible.  
26 Increasing the ease of public access to county budget and actual data, particularly where  
27 the data are currently available from disparate internal county governmental sources but  
28 are difficult for the public to collect and efficiently aggregate, significantly contributes to  
29 governmental accountability, public participation, agency efficiency and open  
30 government;

31 NOW, THEREFORE, BE IT MOVED by the Council of King County:

32 A. The county council accepts the format for an annual King County scorecard,  
33 which is Attachment A to this motion.

34 B. The county council accepts the format for an annual state of King County  
35 report, which is Attachment B to this motion.

36 C. The State of King County Government Report will be prepared by July 30 of  
37 each year to allow for consistent reporting with actual financial data as presented in the  
38 Comprehensive Annual Financial Report.

39           D. The finance and business operations division of the department of executive  
40 services will participate in the Government Finance Officers Association's Popular  
41 Annual Financial Reporting Awards Program with the goal of achieving a certificate of  
42 achievement for excellence in financial reporting program in 2009.

43           E. The county executive is requested include a general customer service phone  
44 number in this year's King County scorecard and state of King County reports for county  
45 residents to call if they have questions on county services.

46           F. The county executive is requested to report King County performance on  
47 improving equity and social justice in the King County scorecard and state of King  
48 County reports beginning in 2009 and thereafter.

49           G. The county executive is requested to order county service categories in the  
50 King County scorecard and state of King County reports produced in 2009 and thereafter


51

52 by the county priorities developed collaboratively by elected officials in 2009 and  
53 thereafter.  
54


Motion 12855 was introduced on 9/22/2008 and passed by the Metropolitan King County Council on 10/6/2008, by the following vote:

Yes: 8 - Ms. Patterson, Mr. Dunn, Mr. Constantine, Mr. von Reichbauer, Mr. Ferguson, Mr. Gossett, Mr. Phillips and Ms. Hague  
No: 0  
Excused: 1 - Ms. Lambert

KING COUNTY COUNCIL  
KING COUNTY, WASHINGTON

  
\_\_\_\_\_  
Julia Patterson, Chair

ATTEST:

  
\_\_\_\_\_  
Anne Noris, Clerk of the Council



**Attachments**      A. 2008 King County Performance Report, B. State of King County Report Format

# 2008 King County Performance Report 2008-499

**O**ur Vision-Leading the region in shaping a better tomorrow. King County aims to enhance the quality of life and support economic vitality by providing high-quality, cost-effective, valued services to our customers. The King County Performance Report is designed to answer the question: "How effective are county services?"



## **A**bout King County.

King County provides regional services to all residents of the county, including people who live in cities. These include public transit, sewage disposal, the county jail, elections, public health services and regional parks. In unincorporated communities, King County provides the services listed above in addition to many local services, such as land-use regulation, building permits, solid waste disposal, and roads. Other local services in unincorporated communities are provided by fire, water, library and hospital districts that operate independently of county government.





Turn the page to learn about King County's performance. For more performance results, go to [www.metrokc.gov/aimshigh](http://www.metrokc.gov/aimshigh)




# Natural Resources

MEASURE	EXPLANATION	ACTUAL	TARGET
Measure, Measure, Measure Measure, Measure, Measure	<i>Lorem ipsum dolor sit amet, consectetur adipiscing elit, sed do eiusmod tempor incididunt ut labore et dolore magna aliqua dolore eu fugiat nulla pariatur.</i>	 xxx,xxx	xxx,xxx
Measure, Measure, Measure Measure, Measure, Measure	<i>Ut enim ad minim veniam, quis nostrud exercitation ullamco laboris nisi ut aliquip ex ea commodo consequat. Duis aute irure dolor in reprehenderit in voluptate velit esse cillum.</i>	 00%	00%
Measure, Measure, Measure Measure, Measure, Measure	<i>Duis aute irure dolor in reprehenderit in voluptate velit esse cillum dolore eu fugiat nulla pariatur. Excepteur sint occaecat cupidatat non proident, sunt in culpa qui officia deserunt.</i>	00%	00%




# Land Use & Transportation

MEASURE	EXPLANATION	ACTUAL	TARGET
Measure, Measure, Measure Measure, Measure, Measure Measure, Measure, Measure	<i>Lorem ipsum dolor sit amet, consectetur adipiscing elit, sed do eiusmod tempor incididunt ut labore et dolore magna aliqua</i>	 00%	00%
Measure, Measure, Measure Measure, Measure, Measure Measure, Measure, Measure	<i>Ut enim ad minim veniam, quis nostrud exercitation ullamco laboris nisi ut aliquip ex ea commodo consequat. Duis aute irure dolor in</i>	 00%	00%
Measure, Measure, Measure Measure, Measure, Measure Measure, Measure, Measure	<i>Duis aute irure dolor in reprehenderit in voluptate velit esse cillum dolore eu fugiat nulla pariatur. Excepteur sint occaecat cupidatat.</i>	00%	00%
Measure, Measure, Measure Measure, Measure, Measure Measure, Measure, Measure	<i>Excepteur sint occaecat cupidatat non proident, sunt in culpa qui officia deserunt mollit anim id est laborum.</i>	00%	00%



# Public Health

MEASURE	EXPLANATION	ACTUAL	TARGET
Measure, Measure, Measure Measure, Measure, Measure	<i>Lorem ipsum dolor sit amet, consectetur adipiscing elit, sed do eiusmod tempor incididunt ut labore et dolore magna aliqua</i>	 00%	00%
Measure, Measure, Measure Measure, Measure, Measure	<i>Lorem ipsum dolor sit amet, consectetur adipiscing elit, sed do eiusmod tempor</i>	00%	00%
Measure, Measure, Measure Measure, Measure, Measure	<i>Lorem ipsum dolor sit amet, consectetur adipiscing elit, sed do eiusmod tempor</i>	 00%	00%
Measure, Measure, Measure Measure, Measure, Measure	<i>Lorem ipsum dolor sit amet, consectetur adipiscing elit, sed do eiusmod tempor incididunt ut labore et dolore magna aliqua.</i>	 00%	00%



### PERFORMANCE LEGEND

-  Meeting target
-  Within 10% of target
-  Not within 10% of target



# Safety & Infrastructure

MEASURE	EXPLANATION	ACTUAL	TARGET
Measure, Measure, Measure Measure, Measure, Measure Measure, Measure, Measure.	<i>Lorem ipsum dolor sit amet, consectetur adipiscing elit, sed do eiusmod tempor incididunt ut labore et dolore magna aliqua dolore eu fugiat nulla pariatur.</i>	 00%	00%
Measure, Measure, Measure Measure, Measure, Measure Measure, Measure, Measure.	<i>Ut enim ad minim veniam, quis nostrud exercitation ullamco laboris nisi ut aliquip ex ea commodo consequat. Duis aute irure dolor in reprehenderit in voluptate velit esse cillum.</i>	XX,XXX	XX,XXX
Measure, Measure, Measure Measure, Measure, Measure Measure, Measure, Measure.	<i>Duis aute irure dolor in reprehenderit in voluptate velit esse cillum dolore eu fugiat nulla pariatur. Excepteur sint occaecat cupidatat non proident, sunt in culpa qui officia deserunt.</i>	 00%	00%

# Social Services

MEASURE	EXPLANATION	ACTUAL	TARGET
Measure, Measure, Measure Measure, Measure, Measure Measure, Measure, Measure.	<i>Lorem ipsum dolor sit amet, consectetur adipiscing elit, sed do eiusmod tempor incididunt ut labore et dolore magna aliqua</i>	 00%	00%
Measure, Measure, Measure Measure, Measure, Measure Measure, Measure, Measure.	<i>Ut enim ad minim veniam, quis nostrud exercitation ullamco laboris nisi ut aliquip ex ea commodo consequat. Duis aute irure dolor in</i>	 00%	00%
Measure, Measure, Measure Measure, Measure, Measure Measure, Measure, Measure.	<i>Duis aute irure dolor in reprehenderit in voluptate velit esse cillum dolore eu fugiat nulla pariatur. Excepteur sint occaecat cupidatat.</i>	00%	00%
Measure, Measure, Measure Measure, Measure, Measure Measure, Measure, Measure.	<i>Excepteur sint occaecat cupidatat non proident, sunt in culpa qui officia deserunt mollit anim id est laborum.</i>	00%	00%

# Governance

MEASURE	EXPLANATION	ACTUAL	TARGET
Measure, Measure.	<i>Lorem ipsum dolor sit amet, consectetur adipiscing elit, sed do eiusmod tempor incididunt ut labore et dolore magna aliqua dolore eu fugiat nulla pariatur.</i>	 00%	00%
Measure, Measure, Measure Measure, Measure, Measure.	<i>Lorem ipsum dolor sit amet, consectetur adipiscing elit, sed do eiusmod tempor incididunt ut labore et dolore magna aliqua.</i>	 XX,XXX	XX,XXX

The measures reported on these pages were included based on the input we received from a group of citizens from the community.

### What would you like to see reported on these page?

Please let us know by contacting Michael Jacobson at 206-296-4024 or [michael.jacobson@kingcounty.gov](mailto:michael.jacobson@kingcounty.gov). Complete performance measurement information can be found on our Web site at [www.metrokc.gov/aimshigh](http://www.metrokc.gov/aimshigh).

**DRAFT**


# King County Financial Information

**DRAFT**

## 2007 Estimated Revenues

### KING COUNTY REVENUES

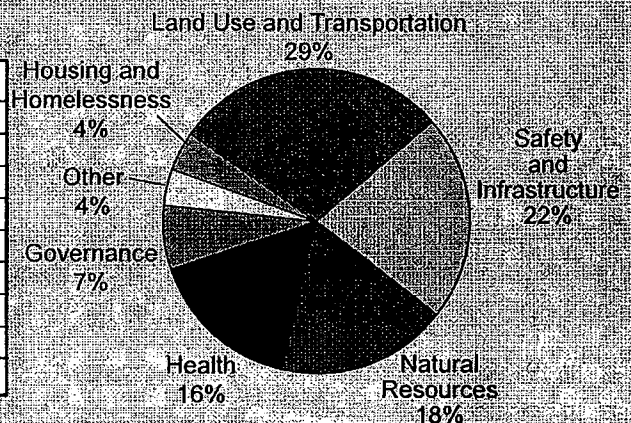
Revenues (in thousands)	2006	2007 (est)
Charges for Services	\$ 984,463	\$ 1,053,375
Sales and Use Taxes	\$ 517,375	\$ 558,765
Property Taxes	\$ 468,740	\$ 489,833
Operating Grants	\$ 239,963	\$ 275,957
Other Taxes	\$ 56,801	\$ 60,777
Other	\$ 15,322	\$ 16,395
<b>Total</b>	<b>\$2,282,664</b>	<b>\$ 2,455,103</b>



### KING COUNTY EXPENDITURES

Expenditures (in thousands)	2006	2007 (est)
Land Use and Transportation	\$ 633,902	\$ 647,710
Safety and Infrastructure	\$ 477,009	\$ 515,170
Natural Resources	\$ 398,236	\$ 412,507
Health	\$ 358,814	\$ 376,755
Governance	\$ 149,043	\$ 152,024
Other	\$ 99,197	\$ 102,669
Housing and Homelessness	\$ 90,765	\$ 96,211
<b>Total</b>	<b>\$ 2,206,966</b>	<b>\$ 2,303,045</b>

## 2007 Estimated Expenditures



An independent audit was conducted, resulting in a clean audit opinion. Complete financial information can be found on our Web site at [www.metrokc.gov/budget/](http://www.metrokc.gov/budget/).

We want to hear from you. Do you like this report? Do you believe it should include any other information? Please let us know by contacting Michael Jacobson at 206-296-4024 or [michael.jacobson@kingcounty.gov](mailto:michael.jacobson@kingcounty.gov). For more information, please see [www.metrokc.gov/aimshigh](http://www.metrokc.gov/aimshigh).





HOME | NEWS | SERVICES | DIRECTORY | CONTACT | Search

# King County AIMS High

Annual Indicators and Measures

## King County AIMS High

Annual Indicators and Measures

[Home](#) | [About](#) | [Performance management](#) | [KingStat](#) | [Budget & performance measurement](#) | [Key terms](#) | [Related Links](#) | [Search by department](#)

[Medians Resources](#) | [Land Use & Transportation](#) | [Health](#) | [Safety & Infrastructure](#) | [Housing & Homelessness](#) | [Economy](#) | [Education](#) | [Governance](#) | [Equity & Social Justice](#)

### King County AIMS High: Annual Indicators & Measures

**What is the state of the county? How is our air, our economy, our infrastructure? Are we safe and healthy? Do all residents have the same access and opportunities? The King County AIMS High website uses community indicators, such as streamwater quality and motor vehicle theft, to give you glimpses into these issues and more.**

**Drill down from the community indicators to find out how is King County government's performance? The website explores how King County influences community conditions and meets its goals using performance measures.**

**Letter from the County Executive**

Welcome to the King County AIMS High website. This site is designed to help you understand social, economic, and environmental conditions throughout the county and how King County government is doing to improve those conditions. The indicators are a starting point for exploring the county's performance. You'll find the performance results of King County government and its staff.

To understand more about our performance, contact the King County Executive's Office. Our staff will be happy to help you understand the county's performance and how we are working to improve it. We will be happy to provide you with a copy of the AIMS High website and its related materials.

**Tom Sims**  
King County Executive


### Sims, Provedative, Stat

- Average life expectancy for King County residents born between 2003 and 2005: 80.7 years
- Number of those years that will be spent in good health: 72.5

### Related Links

King County performance report wins national award

KingStat

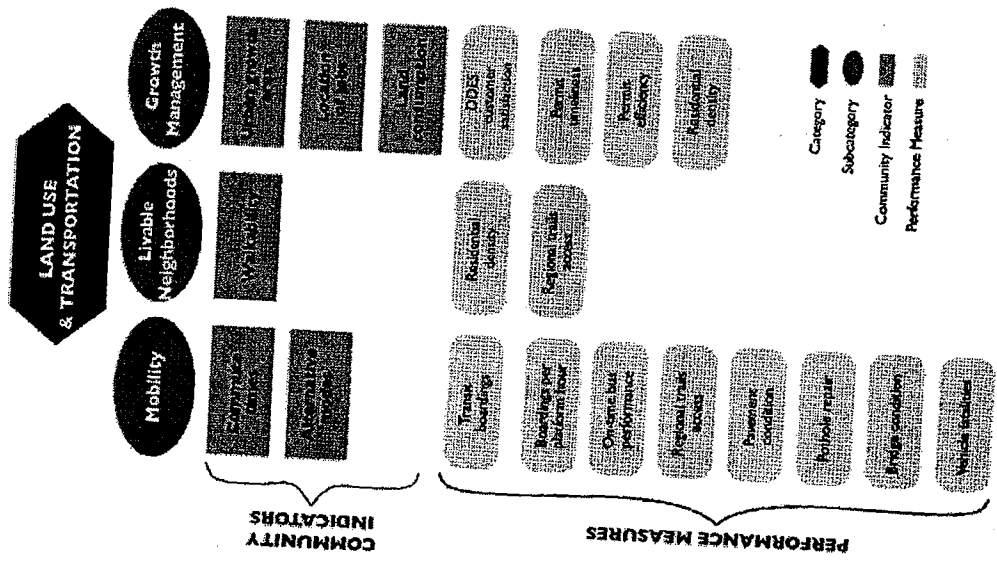


To see a PDF version of our report, click here to download.

Figure 1. Main Page of AIMS High Website

## Land Use & Transportation

King County's goal is to promote transportation solutions. The community indicators below reflect the state of land use and transportation throughout the county, while the performance measures demonstrate King County's role in managing growth, promoting livable neighborhoods and increasing mobility.



### Indicators:

- Average commute time for King County residents: 25.8 minutes
- Percent of jobs located in Urban Centers: 30%
- Percent of county residents that drive alone to work: 70%

### Performance measures:

- Percent of building permits processed within statutory timelines: 91%
- Percent of county roads with pavement in satisfactory condition: 80%
- Number of boardings on Metro Transit: 103 million

Figure 2. Land Use and Transportation Indicator and Measure Hierarchy

How is King County government's performance?

### Transit boardings

#### Why is this measure important?

Public transit offers an alternative to driving alone, provides transportation options to mobility impaired residents, and is critical to reducing traffic congestion and improving air quality. The number of transit boardings – or ridership – reflects Transit's performance in providing a desirable and viable transportation alternative.

#### How is our performance?

Ridership on Metro Transit reached an all-time ridership record with over 103 million boardings in 2006. Although the King County population grew only 1.5 percent between 2005 and 2006, transit ridership increased 4.3 percent above 2005 ridership.

#### What else influences this measure?

Changes in the number of jobs provided by the local economy and changes in gas prices exert a strong effect on transit ridership. Land use and development patterns also contribute to transit agencies' ability to provide efficient service. When jobs or housing spreads out from urban areas, travel patterns become less centralized and more difficult to serve. Transit safety, reliability, and frequency also have a significant impact on ridership.

#### Strategies moving forward

To increase ridership, Metro Transit is making strategic investments in new service as part of the Transit Now Program. Transit will continue to adjust existing service to better meet customer needs. In addition, Transit is requesting additional funding to expand targeted marketing efforts and has made significant progress in regional partnerships to increase ridership.

#### Related Links

- [Metro Transit](#)
- [Transit Facts](#)
- [Can You Talk Transit?](#)

#### Technical Notes

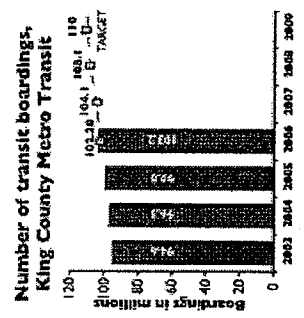


Figure 3. Specific transportation performance measure





King County

Always at your service

> Services

Home

About

Performance management

KingStat

Budget & performance measurement

Key terms

Related Links

Search by department

Governance

Financial Management

Fund balance

HOME | NEWS | SERVICES | DIRECTORY | CONTACT

# King County AIMS High

Annual Indicators and Measures

Search

Equity & Social Justice

Governance

Education

Economy

Housing & Homelessness

Safety & Infrastructure

Health

Natural Resources

Land Use & Transportation

What is the state of the county?

## Budgeted expenditures and actual expenditures by program area

>Lorem ipsum dolor sit amet, consectetur adipiscing elit. Morbi commodo, ipsum sed pharetra gravida, orci magna rhoncus neque, id pulvinar odio lorem non turpis. Nullam sit amet enim. Suspendisse id velit vitae ligula volutpat condimentum. Aliquam erat volutpat. Sed quis velit. Nulla facilisi. Nulla libero. Vivamus pharetra posuere sapien. Nam consectetur. Sed aliquam, nunc eget euismod ullamcorper, lectus nunc ullamcorper orci, fermentum bibendum enim nibh eget ipsum. Donec portitor ligula eu dolor. Maecenas vitae nulla consequat libero cursus venenatis. Nam magna enim, accumsan eu, blandit sed, blandit a, eros.

Program area	Budget	Actuals
<b>Program expenditures</b>	<b>\$987,644</b>	<b>\$1,077,958</b>
Law, Safety, Justice	\$239,963	\$235,986
Capital Investment Projects	\$139,227	\$98,754
General Government	\$468,740	\$499,339
Physical Environment	\$517,375	\$606,846
Health and Human Services		
<b>Total expenditures</b>	<b>\$2,499,914</b>	<b>\$2,647,303</b>

Figure 5. Budget and actual expenditures comparison (by program area)



King County  
Always at your service

> Services

Home

About

Performance  
management

KingStat

Budget & performance  
measurement

Key terms

Related Links

Search by department

Governance

Financial Management


Public Safety

HOME | NEWS | SERVICES | DIRECTORY | CONTACT |

Search

# King County AIMS High

Annual Indicators and Measures



Natural Resources | Land Use & Transportation | Health | Safety & Infrastructure | Housing & Homelessness | Economy | Education | Governance | Equity & Social Justice

What is the state of this county?

## Budgeted expenditures and actual expenditures by appropriation unit

Lorem ipsum dolor sit amet, consectetur adipiscing elit. Morbi commodo, ipsum sed pharetra gravida, orci magna rhoncus neque, id pulvinar odio lorem non turpis. Nullam sit amet enim. Suspendisse id velit vitae ligula volutpat condimentum. Aliquam erat volutpat. Sed quis velit. Nulla facilisi. Nulla libero. Vivamus pharetra posuere sapien. Nam consectetur. Sed aliquam, nunc eget euismod ullamcorper, lectus nunc ullamcorper orci, fermentum bibendum enim nibh eget ipsum. Donec porttitor ligula eu dolor. Maecenas vitae nulla consequat libero cursus venenatis. Nam magna enim, accumsan eu, blandit sed, blandit a, eros.

### General Government

Appropriation Unit	Budget	Actual
Appropriation 1	\$987,644	\$1,077,956
Appropriation 2	\$235,986	\$235,986
Appropriation 3	\$139,227	\$98,754
Appropriation 4	\$72,123	\$72,123
Appropriation 5	\$468,740	\$499,339
Appropriation 6	\$517,375	\$608,846
Appropriation 7	\$72,123	\$69,356
Appropriation 8	\$74,842	\$59,868
<b>Total expenditures</b>	<b>\$2,499,914</b>	<b>\$2,847,303</b>

### Law, Safety, and Justice

Appropriation Unit	Budget	Actual
Appropriation 1	\$987,644	\$608,846
Appropriation 2	\$235,986	\$1,077,956
Appropriation 3	\$139,227	\$235,986
Appropriation 4	\$468,740	\$499,339
Appropriation 5	\$517,375	\$608,846
Appropriation 6	\$72,123	\$69,356
<b>Total expenditures</b>	<b>\$2,499,914</b>	<b>\$2,847,303</b>

Figure 6. Budgeted and actual expenditures (by appropriation unit)